

# Energy Justice for Where and Who – Distributional and Recognition Justice

Yohan Min

College of Built Environments

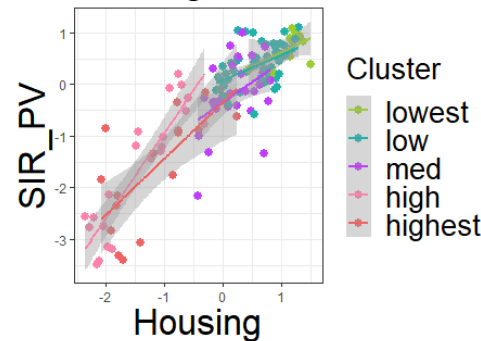
The significant factors explaining distribution pattern

- EV - Economic index
- PV - Housing index

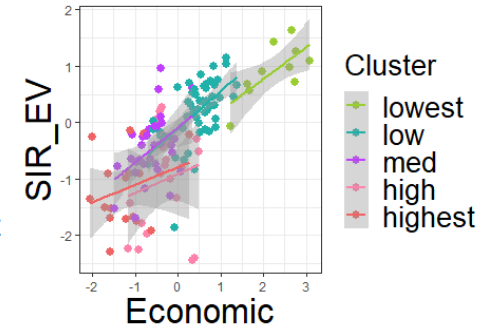
The more vulnerable neighborhood

- High population density
- Low homeownership
- Fewer single-family homes
- Lower home values and income
- Lower White and Asian population
- Lower education
- High inequality index

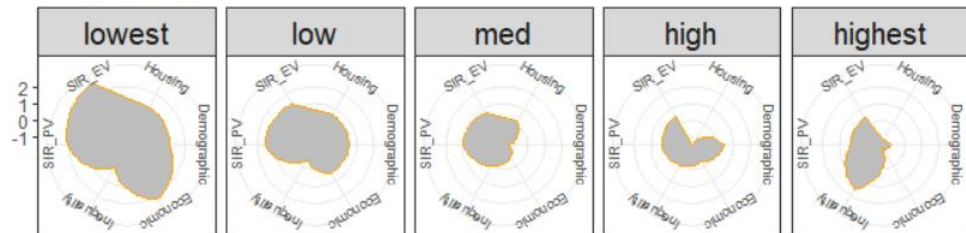
Housing vs. PV



Economic vs. EV



Seattle Clusters Four indices – Housing, Economic, Demographic, Inequality



## Conclusion

- PV is housing index sensitive while EV is economic index sensitive.
- The more vulnerable, the more sensitive to housing index for PV adoption, but the less sensitive to economic index for EV adoption.
- Housing related support may favor more vulnerable communities while economic support may favor less vulnerable communities.
- The more vulnerable, the less correlated between PV and EV.



CENTER FOR STUDIES IN DEMOGRAPHY & ECOLOGY

UNIVERSITY of WASHINGTON