

# **DEMOGRAPHIC DESTINIES**

## **Interviews with Presidents of the Population Association of America**

### **Interviews Referencing Calvin F. Schmid PAA President in 1965-66**



This series of interviews with Past PAA Presidents was initiated by Anders Lunde  
(PAA Historian, 1973 to 1982)

And continued by Jean van der Tak (PAA Historian, 1982 to 1994)

And then by John R. Weeks (PAA Historian, 1994 to present)

With the collaboration of the following members of the PAA History Committee:  
David Heer (2004 to 2007), Paul Demeny (2004 to 2012), Dennis Hodgson (2004 to  
present), Deborah McFarlane (2004 to 2018), Karen Hardee (2010 to present), Emily  
Merchant (2016 to present), and Win Brown (2018 to present)

## **CALVIN F. SCHMID**

We do not have an interview with Calvin Schmid, who was the 29th PAA President (1965-66). However, as the PAA Historians were interviewing other past presidents, information was sometimes gleaned about the presidents whom they had been unable to interview. Below are the excerpted comments about Calvin Schmid. Since in Dr. Schmid's case we have very few such excerpts, these are followed by information that came from other sources.

### **CAREER HIGHLIGHTS**

Calvin Fisher Schmid was born in Ohio in 1901. He received his B.A. (Phi Beta Kappa) from the University of Washington in 1925 and his Ph.D. in Sociology from the University of Pittsburgh in 1930, where he also taught from 1928 to 1931. He went to the University of Minnesota as an Assistant Professor of Sociology from 1931 to 1937, and published several important monographs about Minneapolis during his time there. In 1937 he moved to the Sociology Department at the University of Washington as an Associate Professor, and was Professor from 1940 to his retirement in 1972. He was then Professor Emeritus until his death in 1994. He married Helen Ellingboe in 1932 during his time on the faculty at the University of Minnesota. Mrs. Schmid was a graduate from Mankato College and spent four years in the editorial department of the Mayo Clinic. They met while she was a student taking evening classes. They have two children, both graduates of the University of Washington, Barbara and Stanton.

Dr. Schmid was a versatile scholar. He was the author or co-author of more than 100 books and professional articles. He was known by public officials and decision makers throughout the State of Washington as a person of great integrity and kindness. During his many years of university teaching he had several thousand undergraduate and graduate students in his classes. He was particularly committed to professional training of advanced students in Sociology and Demography, providing his students the opportunity to experience hands-on research in the Office of Population Research.

In 1947 he established the Office of Population Research within the Department of Sociology, which was the forerunner of the University of Washington's Center for Studies in Demography & Ecology. He was instrumental in the operation of the Washington State Census Board (which ultimately became the Washington State Population Unit in the Office of Financial Management in Olympia). The Washington State Census Board was actually housed at the University of Washington, sharing office space with the Office of Population Research. In conjunction with both of these activities, Calvin Schmid became a pioneer in the field of applied demography. He made many contributions to the study of demographic and social trends in Minnesota and Washington. In particular, he was a pioneer in the development of graphical displays of empirical data, as well as a leader in school enrollment forecasting and a scholar of American urban structure.

Dr. Schmid served as Administrator and Director of the State of Washington Census Board while also serving as Director of the Office of Population Research. Through his leadership, in 1950 the state became first in the nation to tabulate census data by statistical areas called census tracts. In addition to the valuable legacy left to the State of Washington, his work in local and state demography became the model for the subsequent development of state census data centers throughout the nation.

### **From John Weeks's interview in 2014 with Charles Hirschman (PAA President in 2005):**

**WEEKS:**—and then Washington lured you.

**HIRSCHMAN:** Right. Careers have their own odd trajectory. I was not planning to move again so soon, but I felt drawn to the University of Washington for a variety of reasons. One attractive feature

of the University of Washington was the much larger size of its Department of Sociology, which allowed for the development of a critical mass of faculty in specialized areas, including population studies. The much smaller Department of Sociology at Cornell allowed fewer options. In small units, each position is a larger fraction of the whole, which made hiring seem like a zero-sum game. The problem was exacerbated by strong personalities in the departments who framed the intellectual agenda of sociology in a narrow and exclusionary way.

The Department of Sociology University of Washington was not only larger, but the organization, culture, and ambitions seemed similar to the Wisconsin model. I also had several good friends in the department, including Avery (Pete) Guest, a fellow graduate student from Wisconsin days. They recruited me to be the director of their population center.

**WEEKS:** And did they have an NIH center grant?

**HIRSCHMAN:** The Washington demography center was founded in the 1940s by Calvin Schmid who served as the director for two decades. Stanley Lieberman arrived in the late 1960s to build a national program, and I believe that he had gotten a demography training grant. Sam Preston was the director from 1972 to 1977, and his legacy was still strongly felt when I arrived in 1987. During his tenure, the Washington demography center received both NIH center and training grants. The program had drifted a bit in the 1980s and the expectation was that I would help to rebuild the program. During my tenure, the demography center received institutional support from the Mellon and Hewlett Foundations and a NIH training grant, in addition to research project funding. We came close to getting a center grant a couple of times, but didn't quite make it. In the early 2000s, long after my role as director, CSDE (the Center for Studies in Demography and Ecology) received both a NIH center grant and a NIH training grant. I think I nudged the Washington program in the right directions, but it was really a team effort under several generations of leadership that led to its current stature.

**From Jean van der Tak's interview with Samuel Preston in 1989:**

**VDT:** We're still in Washington. A last question before we leave, out of the rain, and move on to the UN. Cal Schmid was there earlier, wasn't he?

**PRESTON:** He was the first director of that center.

**VDT:** He's one of the PAA presidents [1965-66] who is sort of an outlier. He was born in 1901; he's still alive. Henry Shryock went to see him a few years ago. He's retired on an island off the coast [later in a nursing home on the mainland]. Was he around when you were there?

**PRESTON:** He was a vague presence; his souvenirs in some ways were still around. He had this major graph-drawing operation. He had a full-time draftsman, maybe two. An old-style demographer.

**VDT:** I've heard he was very graphics-oriented.

**PRESTON:** Yes, so his graphs were around and we would periodically go through them and pull out interesting examples of graphics. I can remember Pete Guest, a colleague in Seattle, picked out one and put it on his door. The title of the graph was: "Indecent Exposure Arrests in Seattle, 1940." It had clusters of indecent exposure arrests on a map. So, they were doing an unusual variety of things in demography. But Cal was not active by the time I got there; he was coming in every once in a while.

[We do not have a copy of the specific graph that Pete Guest put on his door, but it probably looked a lot like the one below, which is Figure 2 from Calvin F. Schmid, "Urban Crime Areas: Part I," *American Sociological Review* 25(4):527-542, 1960.]

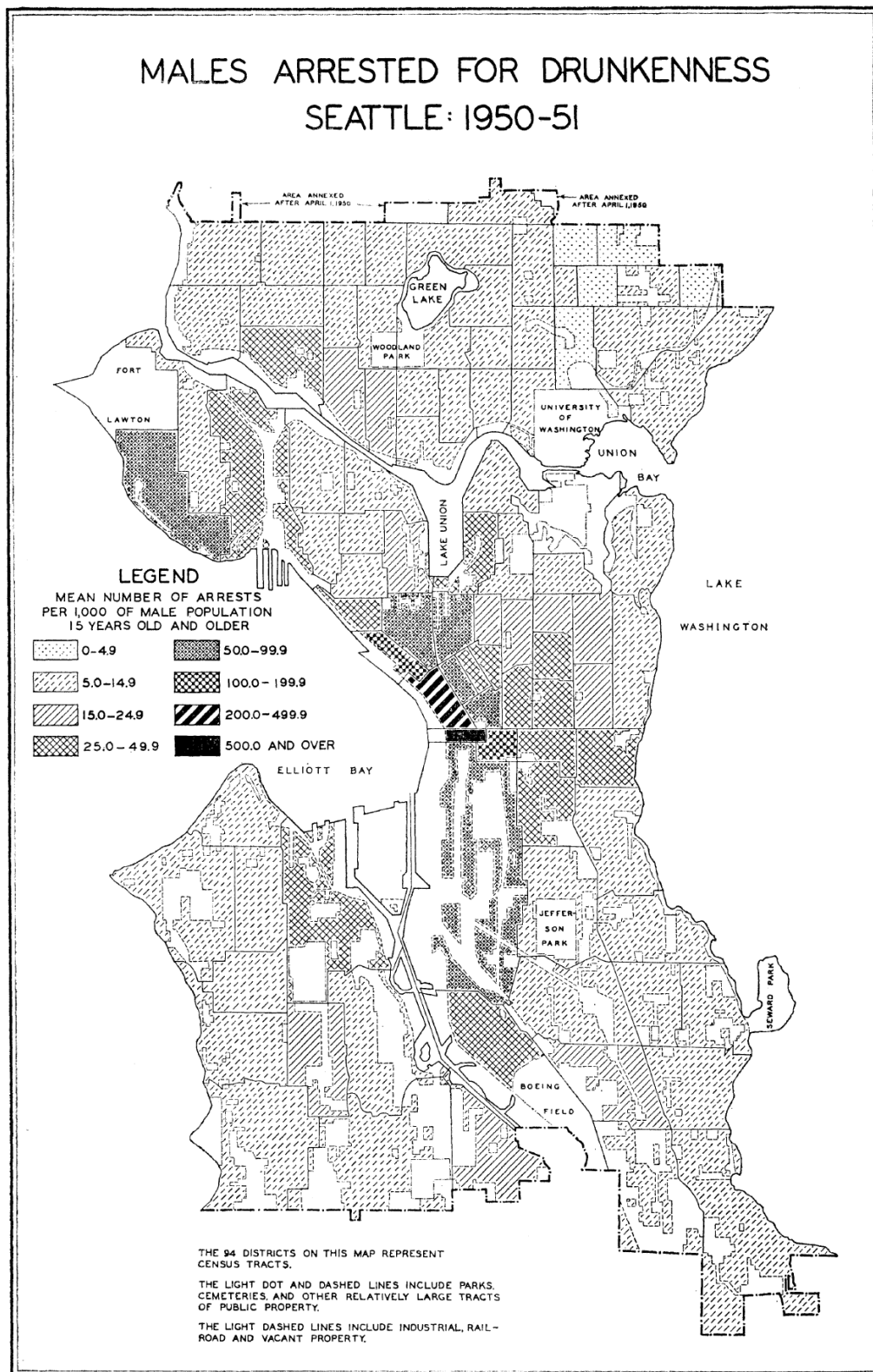


FIGURE 2

**From Jean van der Tak's interview in 1988 with Anders Lunde, who was PAA Secretary/Treasurer from 1965-68:**

**LUNDE:** ...Then Cal Schmid, 1965-66; I was secretary-treasurer then. I found a problem--had nothing to do with Cal, who was a man in a million, and, by the way, another president who spoke on his particular interest. ["Some Remarks Concerning Contemporary American Demographers and Demography," Population Index, October 1966. The first part of Schmid's presidential address described the PAA membership in text and several graphs, as revealed by responses to questionnaires sent out by Paul Glick, secretary-treasurer in 1962-65, in preparation for the 1965 directory of members. The second part was a general discussion of the current state of demography.] Remember that textbook of his [Handbook of Graphic Presentation, 1954]? He was fascinated by graphic presentations--little figures, histograms. Instead of straight lines, he'd have little pictures, pies. Cal was in the state of Washington and I'm the secretary and want to find out what's going on. We burned the phone lines, but it wasn't the same thing. I found it very hard to organize things with Cal when he was never coming to Washington. I think he showed up at the annual meeting in New York [1966, when he was president]. I realized then it was unfortunate that we didn't have some kind of consistent office and some kind of national presence that would tie people in more frequently. We didn't have enough meetings that the president would attend. At that time, the president was practically an honorary person. I'm sure today, as I've seen it, he's more involved in running things. But in those days, it was honorary. Whatever else was done was done by the secretary, who happened to be me and anybody else I could grab for this purpose.

**The following are excerpts from David A. Swanson, *The Washington State Census Board and Its Demographic Legacy* (Dordrecht: Springer): 2016 [reproduced here with permission]:**

From Swanson, p. 61:

Because the Census Board was physically housed on the campus of the University of Washington, a population research center was established to complement it. Both organizations were under the direction of Dr. Calvin Schmid. Both organizations provided training and financial support for graduate students. Dr. Schmid supervised graduate students, many of whom went on to distinguished academic and non-academic careers. This first generation, in turn, went on to train a second generation and a third generation is now training the fourth generation of students who can be traced back to Schmid.

From Swanson, p. 77:

The work of the Board and its successors has touched the life of virtually every one of Washington's residents since 1943. In the process, the State Census Board left a demographic legacy that extends even beyond the borders of Washington, one in large part due to the efforts and vision of a single person, Dr. Calvin F. Schmid.

From Swanson, p 40:

Five years after the Census Board was abolished in 1967 and its functions moved from the University of Washington to the newly-created Planning and Community Affairs Agency in Olympia, Dr. Calvin F. Schmid retired as a Professor of Sociology at the University of Washington. By then, he had authored or co-authored more than 100 books and refereed journal articles, supervised 30 Ph.D. dissertations, and many M.A. theses. The techniques and data systems he developed represent lasting

legacies to the state of Washington and the profession of demography in terms of the basic and applied research he conducted (Van Arsdol and Wendling 1995). The same year of his retirement he and his son, Stan, completed a study for the same agency (Schmid and Schmid 1972).

When he retired in 1972, Calvin Schmid and his wife, Helen, moved to Whidbey Island. They settled into a vacation home near the incorporated town of Clinton that the family had started building in the 1940s and completed in the 1950s (with the assistance of some of Schmid's graduate students, such as Maurice Van Arsdol and Aubrey Wendling, among others, whom he employed to provide them with summer jobs). The Schmid's had purchased the land for \$600 in 1939, which was only two years after he returned to Seattle to take a position as Associate Professor of Sociology at the University of Washington. Calvin remained in their Whidbey Island home until his death in 1994. He was in good health until 1988 when he suffered a stroke. It did not impair his cognitive abilities but left him with a paralyzed left leg and wheelchair-bound. Upon his death, Helen moved to Panorama City, a retirement community in Lacey, Washington. She died in 2010 (Schmid 2013).

Calvin Schmid was born in Ohio in 1901. His father wanted him to become a baker but, instead, he moved to Seattle [literally hopped on a train] to pursue adventure and higher education. He got a job as a janitor at a drafting shop, where one of the employees took Cal under his wing and taught him drafting. He moved up to work on boat plans and related forms of drafting, an experience he applied to his later work on graphics. While in Seattle, he lived at the YMCA and finished a bachelor's degree (liberal arts) in 1925 at the University of Washington. He was drawn into sociology by Howard Woolston and George Lundberg and even started graduate studies at the University of Washington, but he received an attractive offer from the University of Pittsburgh, so he transferred there (Miyamoto 1995). Shortly after earning his Ph.D. in Sociology in 1930, he accepted a position at the University of Minnesota. While there, he met and later married (in 1932), Helen (Ellingboe). Their daughter, Barbara, was born in Minneapolis and currently lives in Honolulu; their son, Stanton (Stan), was born in Seattle, and currently lives in Palm Desert, California (Schmid 2013). It is difficult to view Calvin F. Schmid's decision to pursue adventure and higher education in Seattle instead of a bakery in Ohio as anything but a great choice.

### References:

Schmid, C. F., & Schmid, S. (1972). Crime in the State of Washington. Law and Justice Office, Olympia, Washington: Planning and Community Affairs Agency.

Schmid, S. (2013). Personal interview conducted by David Swanson in Palm Desert, California, February 8th.

Van Arsdol, M., & Wendling, A. (1995). "Calvin F. Schmid (-1994) American Sociological Association Footnotes 23(1): 13. [A copy of this is provided below]

### **Notes from a conversation that David Swanson had with Stanton (Stan) Schmid [Calvin Schmid's son] in Palm Desert, California in 2013 [reproduced here with permission]:**

Cal had two sayings that stuck with Stan: common sense is not all that common; and use your head. The idea was to think things through. A rational approach to making decisions, individually and collectively (i.e., public policy).

Stan worked at Puget Sound Transit Agency and state government. His BA is in psychology from UW and he holds a law degree is from UW. He helped write WA environmental laws.

A big question Stan and I discussed was how Cal got onto to the idea of using data for rational decision making and developing public policy. His work in Minnesota on mortality clearly presaged what the Census Board ended up doing. Given that Cal came to UW around 1937 or so, how did he develop contacts and knowledge to get Census Board established along with its statutory and regulatory basis? He already had a reputation for generating accurate and unbiased data. He also wanted data to “speak for themselves,” hence the interest in developing graphics that did just this.

Stan recalls his dad as smart, data driven, but down to earth. He was not a prima donna. He also was interested in using knowledge (data) to make decisions, inform public policy. He also brought along grad students by co-authoring publications with them. Also, note overlaps with George Lundberg (UW, MN, Pitt) who wrote “Can Science Save Us? Could this be part of the influence on Cal? Cal’s approach was consistent with George’s.

Stan remembers his dad giving him lots of rope to learn things. For example, letting him ride a bike 30 miles from the home in Seattle to a lakeside cottage. Encouraging him to think and act for himself (responsibly). It appears that Cal used a similar philosophy with the grad students.

So, Cal had a drafting background from his work in Seattle. He also had an artistic background. Stan showed me a vase that Cal did while he was a student at Pitt. Stan definitely has an artistic bent, given his studio on Sari Court in the Oasis, Palm Desert. [For more information see: <http://www.stantonschmid.com>]

### **Notes from a conversation that John Weeks had with Stanton Schmid in 2020:**

In 1970 Stanton had completed law school and was working in the Governor’s Office in Olympia, Washington when UW President Charles Odegaard recruited him to the University. However, in those days there was a nepotism rule in place specifying that close relatives could not be simultaneously employed by the university. If Stanton was going to be hired, it could only happen if Calvin no longer worked there. Thus, upon receiving the news of his son’s hiring, Professor Schmid was, of course, elated and proud, so he submitted his resignation the next day to “clear the way” for his son to take a leadership role at the institution. President Odegaard wouldn’t hear of him resigning, however, so in a compromise proposed by the President, Calvin Schmid stayed on until 1972. His son, Stanton, went on to become a Vice President at UW and subsequently Vice President for University Affairs (1982-1994) at Washington State University.

OFFICE OF POPULATION RESEARCH  
UNIVERSITY OF WASHINGTON

by

Calvin F. Schmid

NOTE: This brief statement was prepared at the request of Drs. Hope T. Eldridge and Vincent A. Whitney of the University of Pennsylvania as data for a study to be presented at the World Population Conference in Belgrade, August 30 to September 10, 1965. In accordance with instructions, special emphasis is placed on the period, 1954 to 1964.

From its inception, the Office of Population Research has been an integral part of the Department of Sociology and its program has been built around three major objectives: (1) training of students, both undergraduate and graduate, (2) conducting basic research in the fields of demography and human ecology, and (3) providing special, and in many respects unique services to the state, to the local community, and to the University.

Fortunately, the program of the Office of Population Research has been greatly strengthened by the financial support as well as special research and service activities of the Washington State Census Board. In fact, the programs of the Office of Population Research and the Census Board are, in many respects, so closely integrated that they are virtually indistinguishable.

The present Director of the Office of Population Research, Calvin F. Schmid, is also Executive Secretary of the Washington State Census Board, and has complete responsibility for the operation of both organizations. This has been the case ever since they were established. The Washington State Census Board was created by Legislative Act in 1943 and the Office of Population Research was organized as a training, research, and service facility of the Department of Sociology in 1947.

Dr. Schmid was appointed a member of the first Board and also, has served as chairman. In 1951, he assumed the title of executive secretary. The Census Board is an autonomous state agency, under the control of a three-member board.

The programs of the Office of Population Research and the Census



its entirety by the Director of the Office of Population Research. Two other staff members of the Department of Sociology, Drs. Walter B. Watson and Joseph Cohen, are responsible for the undergraduate courses in demography and human ecology. Of course, the curriculum of the Department of Sociology includes many cognate and supporting courses that are especially valuable for training in demography. In addition, the University of Washington has very strong departments in the biological and social sciences. At the present time, the most notable work in demography outside the Department of Sociology, is that of Dr. Edward B. Perrin, a biometrician in the School of Medicine.

Since 1954, 11 doctoral degrees have been granted in the field of demography-ecology. The first doctorate in demography-ecology was awarded in 1935. The University of Washington has a strong tradition in this area, beginning with the first chairman of the Department of Sociology, William F. Ogburn. Also, R. D. McKenzie spent his most productive years at the University of Washington.

The physical facilities of the Office of Population Research are without question, among the best in the country. The enclosed prints show in detail the complete layout. In addition, the latest electronic computing equipment is available on the University Campus.

The program of the Washington State Census Board places considerable emphasis on service and applied research. For example, each year as of April 1, the Census Board is required to determine the populations of Washington's 267 cities and towns. These figures are used as a basis for allocating approximately \$27,000,000 to the cities and towns from the State treasury. Enrollment forecasts derived by the Washington State Census Board are utilized as a guide for appropriating about \$800,000,000 for all levels of public education.

The research program of the Office of Population Research emphasizes basic research. The following is a bibliography of the more significant publications during the past decade:

#### BIBLIOGRAPHY: 1954 - 1964

Calvin F. Schmid, Handbook of Graphic Presentation, Ronald Press, New York, 1954, pp. vii - 316.

- Calvin F. Schmid and Neal Hines, The Rising Tide, University of Washington and State College of Washington, Seattle, 1956, pp. 13.
- Maurice D. Van Arsdol, Santo F. Camilleri and Calvin F. Schmid, "The Generality of Urban Social Area Indexes," American Sociological Review, Vol. 23, (June, 1958), pp. 277 - 284.
- Calvin F. Schmid, Earle H. MacCannell and Maurice D. Van Arsdol, "The Ecology of the American City: Further Comparison and Validation of Generalizations," American Sociological Review, Vol. 23, (August, 1958), pp. 392 - 401.
- Calvin F. Schmid, et. al., Enrollment Statistics, Colleges and Universities, State of Washington, Fall Term: 1957 - 1958, Washington State Census Board, Seattle, 1958, pp. 34.
- Maurice D. Van Arsdol, Santo F. Camilleri and Calvin F. Schmid, "An Application of the Shevky Social Area Indexes to a Model of Urban Society," Social Forces, Vol. 37, (October, 1958), pp. 26 - 32.
- Calvin F. Schmid, "Urban Crime Areas: Part I," American Sociological Review, Vol. 25, (August, 1960), pp. 527 - 542.
- Calvin F. Schmid, "Urban Crime Areas: Part II," American Sociological Review, Vol. 25, (October, 1960), pp. 655 - 678.
- Maurice D. Van Arsdol, Santo F. Camilleri and Calvin F. Schmid, "An Investigation of the Utility of Urban Typology," Pacific Sociological Review, Vol. 4, (Spring, 1961), pp. 26 - 32.
- Maurice D. Van Arsdol, Santo F. Camilleri and Calvin F. Schmid, "Further Comments on the Utility of Urban Typology," Pacific Sociological Review, Vol. 5 (Spring, 1962), pp. 9 - 13.
- Calvin F. Schmid, Vincent A. Miller and Charles E. Nobbe, Enrollment Statistics, Colleges and Universities, State of Washington, Fall Term: 1961, Washington State Census Board, Seattle, 1962, pp. v - 56.
- Calvin F. Schmid, et. al., Population Trends, Cities and Towns, State of Washington: 1900 - 1962, Washington State Census Board, Seattle, 1962, pp. 29.
- Calvin F. Schmid, Vincent A. Miller and Kiyoshi Tagashira, Enrollment Forecasts, State of Washington: 1963 - 1970, Washington State Census Board, Seattle, 1962, pp. 33.
- Calvin F. Schmid, et. al., Population Trends, Cities and Towns, State of Washington: 1900 to 1963, Washington State Census Board, Seattle, 1963, pp. 36.
- Calvin F. Schmid, "Jesse Frederick Steiner," American Sociological Review, Vol. 28, (October, 1963), pp. 815 - 816.

early studies of suicide in Seattle, and monographs describing social trends in the cities of Minneapolis-St. Paul and Seattle. Schmid and his students made many contributions to community demography. He directed studies in mortality trends in Minnesota and Washington, pioneered in school enrollment forecasting, led his graduate students in studies of American urban structure, developed graphic presentation in demography and sociology, and made important contributions to scaling, measurement of ethnic segregation, social surveys, and small area enumeration and estimation techniques. Schmid innovated the use of statistical graphics in the social sciences, summarized in his *Handbook of Graphic Presentation* (1954, 1979) and further summarized in *Statistical Graphics: Design Principles and Practices* (1983).

During his many years of university teaching, Schmid had several thousand undergraduate and graduate students in his classes. He was particularly committed to professional training of advanced students in sociology and demography providing his students the opportunity to experience "hands on" research experience in the Office of Population Research. Schmid supervised the preparation of 30 PhD dissertations and a substantial number of Master's theses and enthusiastically followed the careers of his graduates. He was of great assistance to his students, many of whom remember him with love and deep affection.

During Schmid's role as administrator as well as technical director of the Washington State Census Board, he made contributions to the development of the State Statistical System including the publication of a number of monographs dealing with state, social and population trends. In 1950, the State of Washington became the first state in the nation to tabulate census data by statistical areas (census tracts). When Schmid retired, the Washington State Office of Financial Management assumed the Census Board Program. The techniques which he developed as head of the Census Board were valuable legacies for the State of Washington and were models for the subsequent development of state census data centers throughout the nation.

During World War II, Schmid was research director for the Wartime Civil Control Administration. He worked to limit the evacuation of Japanese Americans on the West Coast. He personally was instrumental in preventing unnecessary extension of the exclusion zone and supported his interned Japanese-American friends during the war and helped to facilitate their post-war adjustment.

In addition to serving as president of the Population Association of America, Schmid was president of the Sociological Research Association and the Pacific Sociological Association. He was a consultant or advisor to the U.S. Bureau of the Census, U.S. Office of Education, Economic Commission of Asia and the Far East, King County Housing Authority, Washington State Planning and Community Affairs Agency, Western Interstate Commission on Higher Education, Educational Testing Service, and Hindelang Criminal Justice Research Center.

Schmid played a crucial role with his studies, publications, and tireless efforts in remedying the inequities of the University of Washington retirement system. He was a major contributor to the beginnings of the University of Washington Retirement Association which became a model for retirement associations in numerous universities throughout the United States. In retirement, Schmid continued to be academically productive.

Schmid's institutional memorial is the University of Washington Center for Studies in Demography and Human Ecology. In his 1966 Presidential address to the Population Association of America, he argued that demography would become more rigorous, reflect better training of young demographers, grow as a profession, maintain scientific neutrality and be increasingly involved in social policy. These predictions have been realized at the Center and throughout the profession.

Schmid is survived by his wife of 62 years, Helen, of Panorama City, Lacey, Washington; a daughter Barbara (Mrs. L. David Linn) of Honolulu; and son Stanton of Seattle, and by grandchildren—Robert David Linn of Honolulu and Teri Ann Linn of Los Angeles.

Memorials may be made to the Center for Studies in Demography and Ecology at the University of Washington in care of the UW Foundation, Seattle, WA 98195.

Maurice D. Van Arsdale, Jr., University of California; Audrey Wendling, San Diego State University

## Obituaries

Calvin F. Schmid  
(1994)

Calvin F. Schmid, Professor Emeritus of Sociology, President of the Population Association of America in 1965-1966, and founder and former director of the Office of Population Research, now the Center for Studies in Demography and Human Ecology at the University of Washington, died October 1, 1994, at the age of 92. He was a member of the American Sociological Association for more than 50 years.

Schmid retired from the University of Washington in 1972, after a distinguished career in demography and sociology. He was a graduate of the University of Washington (BA Cum Laude 1925), and received his PhD from the University of Pittsburgh (1930). Schmid was a member of the faculties of the University of Pittsburgh from 1928 to 1931 and the University of Minnesota from 1932 to 1937, before returning to the University of Washington in 1937 as Associate Professor of Sociology. By 1941, he was Professor of Sociology and in 1948 he founded the Office of Population Research. He was visiting professor at the University of Michigan, Northwestern University, University of Hawaii, University of Southern California, and University of California in Los Angeles. He played an important role in the recruitment efforts that led to the flowering of the University of Washington Department of Sociology after World War II.

Schmid was an extraordinarily versatile scholar who saw basic and applied research as closely linked and made important contributions to each area. He is the author or co-author of more than 100 books and articles in professional journals, mainly in the fields of demography, urban ecology, criminology and statistics. Through his



---

Some Remarks Concerning Contemporary American Demographers and Demography/1

Author(s): Calvin F. Schmid

Source: *Population Index*, Oct., 1966, Vol. 32, No. 4 (Oct., 1966), pp. 497-514

Published by: Office of Population Research

Stable URL: <http://www.jstor.com/stable/2733038>

**REFERENCES**

Linked references are available on JSTOR for this article:

[http://www.jstor.com/stable/2733038?seq=1&cid=pdf-reference#references\\_tab\\_contents](http://www.jstor.com/stable/2733038?seq=1&cid=pdf-reference#references_tab_contents)

You may need to log in to JSTOR to access the linked references.

---

JSTOR is a not-for-profit service that helps scholars, researchers, and students discover, use, and build upon a wide range of content in a trusted digital archive. We use information technology and tools to increase productivity and facilitate new forms of scholarship. For more information about JSTOR, please contact [support@jstor.org](mailto:support@jstor.org).

Your use of the JSTOR archive indicates your acceptance of the Terms & Conditions of Use, available at <https://about.jstor.org/terms>



Office of Population Research is collaborating with JSTOR to digitize, preserve and extend access to *Population Index*

JSTOR

## CURRENT ITEMS

SOME REMARKS CONCERNING  
CONTEMPORARY AMERICAN  
DEMOGRAPHERS AND  
DEMOGRAPHY/1

Thirty-four years ago last week, on April 22, 1932, the Population Association of America held its first annual meeting in this city. A preparatory meeting was held the preceding year on May 7. Thirty-eight persons were in attendance. The first three annual meetings in 1932, 1933, and 1934, were held in the Town Hall Club in New York City. In 1953, twenty-one years after it was organized, the membership of the Population Association had increased to 430. It was not until 1960 that the membership passed the 500 mark. Since that time, in the span of approximately six years, the membership has almost trebled./2

## Contemporary American Demographers

The PAA is small in comparison to the older associations in the social sciences. For example, the American Economic Association has over 14,000 members; the American Political Science Association, 12,000; the American Statistical Association, over 9,000; and the American Sociological Association, over 8,000. In this connection, the PAA with its 1,300 members is almost twice as large as the International Union for the Scientific Study of Population with 718 members. The rate of growth of the PAA in recent years far exceeds that of any of the associations indicated above.

Membership by Sex and Age. Figure 1 clearly shows that the majority of PAA members are male. Of the 1,025 members reporting, 856, or 83.5 per cent, are male, and 169, or 16.5 per cent, are female./3

Analysis of the age and sex distribution reveals that there is no predominant concentration in any one age category. The largest concentration is found within the 35 to 39 age group, comprising 14.7 per cent of the total response, and 18.9 per cent of the female response. Males, with 14.8 per cent, have the highest proportion within the 30 to 34 age group.

Further examination of Figure 1 indicates that 18.1 per cent of the males and 18.3 per cent of the females are under 30 years of age; the corresponding proportions for the 30-49 year age group are 52.9 per cent and 50.9 per cent; and for the age group 50 years and over, 25.6 per cent and 20.7 per cent. Age was not indicated by 3.4 per cent of the males and 10.1 per cent of the females. The median age for males is 41.1 years and for females, 41.6.

Geographic Distribution. Figure 2 shows that 915, or 89.3 per cent, of the PAA members responding to the questionnaire are residing in the United States, and of course, the remaining 110, or 10.7 per cent, are living in foreign countries.

---

Editor's Note.—This is the text of the address delivered by Calvin F. Schmid, University of Washington, President of the Population Association of America, at the banquet on the evening of April 29, 1966, at New York City, as part of the annual meeting of the Association.

AGE AND SEX COMPOSITION

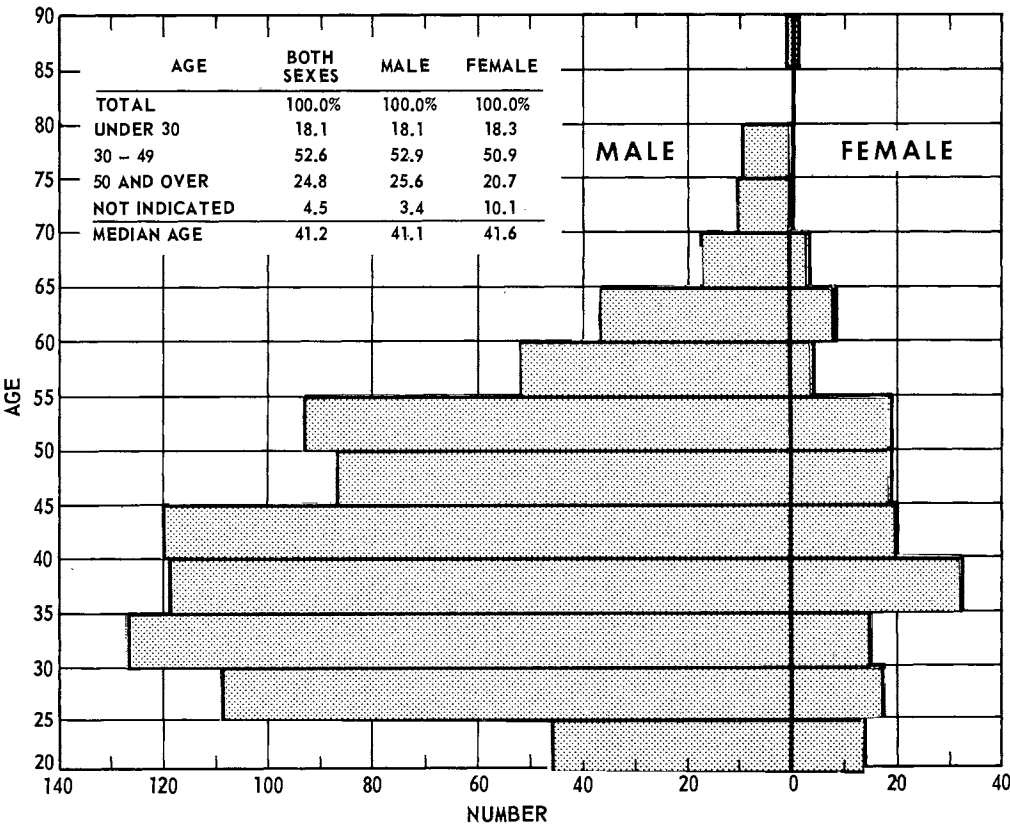


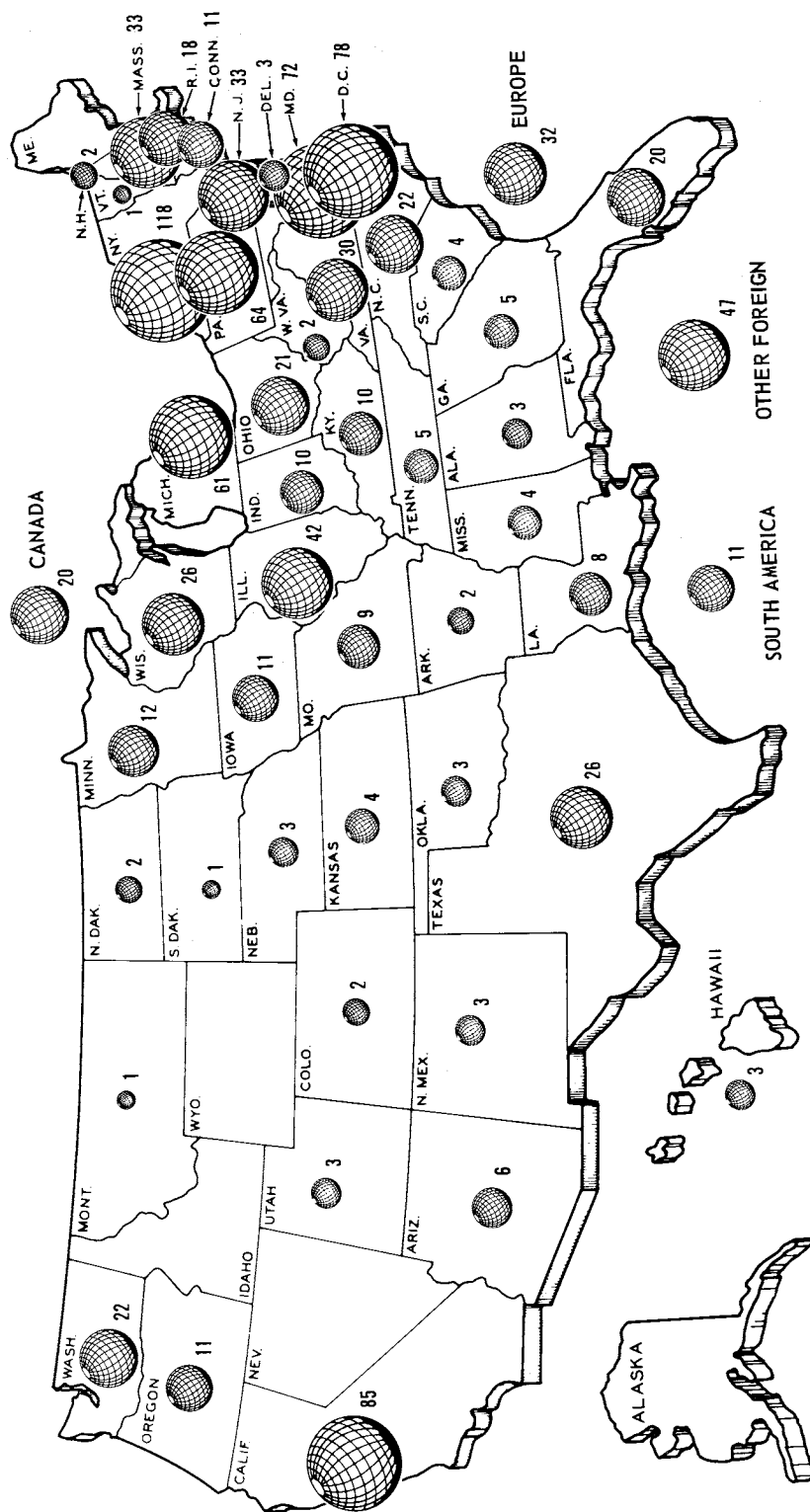
Figure 1

The state of New York, with 118 members, or 11.5 per cent, has the largest representation among the 50 states and District of Columbia. California ranks second with 85, or 8.3 per cent; the District of Columbia third, with 78, or 7.6 per cent; Maryland fourth, with 72, or 7.0 per cent; Pennsylvania fifth, with 64, or 6.2 per cent; and Michigan sixth, with 61, or 6.0 per cent./4 There are 23 states with fewer than five members, including five with no members at all.

When the PAA membership is related to the population 21 years of age and over, the rank order of states shows a noticeable shift. For example, the District of Columbia with 15.3 members per 100,000 population 21 years of age and over, ranks first, followed by Maryland with 3.9, and Rhode Island with 3.3. All of the other states have rates of less than 2.0 per 100,000 of population. The three highest in rank order are Michigan (1.33), Virginia (1.30), and Washington (1.28).

One hundred and ten members, or 10.7 per cent of the total, report that their place of residence is in a foreign country. The distribution is as follows: Europe 32, or 3.1 per cent; Canada 20, or 2.0 per cent; South America 11, or 1.1 per cent; and all others 47, or 4.6 per cent.

## GEOGRAPHIC DISTRIBUTION, PAA MEMBERS



... IS PROPORTIONAL TO NUMBER OF MEMBERS.

Figure 2

Educational Level. Of the total membership reporting, 1,003, or 97.9 per cent, have a bachelor's, master's, or doctor's degree. Only 22 members, or 2.1 per cent, did not receive any college or university degree. On the average, more than eight out of ten members of the PAA have a master's or doctor's degree. This educational attainment, for example, is considerably above that of the membership of the American Statistical Association. Among the PAA membership, 82.1 per cent have master's or doctor's degrees, as compared to 73.3 per cent among the membership of the ASA.<sup>/5</sup> For doctor's degrees alone, the respective percentages are 54.0 and 37.1. In addition to those with graduate degrees, 179, or 17.9 per cent, of the PAA membership have bachelor's degrees. Of course, in addition to the formal degrees, there is a substantial amount of educational training and achievement not reported on the schedules.

Degrees by Field. Figure 3 shows that 322, or 59.4 per cent, of the members of PAA with doctor's degrees, and 154, or 54.6 per cent, with master's degrees, majored in sociology. In addition, sociology also ranks first with 57, or 31.8 per cent, among members with only bachelor's degrees. Economics is in second place with the following proportions: doctor's degrees 54, or 10.0 per cent; master's 31, or 11.0 per cent; and bachelor's 25, or 14.0 per cent. For the other fields represented among the PAA membership, there is a noticeable variation among the three degree levels. Medicine with 42, or 7.7 per cent, is third among those holding doctor's degrees, while geography and mathematics and statistics are fourth and fifth, respectively, with 27, or 5.0 per cent, and 22, or 4.1 per cent. On the other hand, for those with master's degrees, mathematics and statistics is third with 25, or 8.9 per cent; geography, fourth with 10, or 3.5 per cent; and business, fifth with 7, or 2.5 per cent. For holders of a bachelor's degree, mathematics and statistics is third with 22, or 12.3 per cent; history, fourth with 8, or 4.5 per cent; business, fifth with 5, or 2.8 per cent; and psychology, sixth with 4, or 2.2 per cent.

The "all other" category accounted for 42, or 23.5 per cent of the bachelor's degrees as compared to 21, or 7.4 per cent of the master's; and 22, or 4.1 per cent, of the doctor's degrees.

University or College Where Highest Degree was Received. Institutions showing the greatest number of degrees conferred, including baccalaureate and graduate, are: University of Chicago (77), Columbia University (72), University of Michigan (58), Harvard University (42), University of Wisconsin (35), University of North Carolina (33), University of Pennsylvania (32), University of California at Berkeley (28), University of Washington (28), and University of Minnesota (19).

Because of the extensive list of universities and colleges where the highest graduate degree was received, only institutions showing 12 or more degrees are represented in Figure 4.

The greatest number of doctor's degrees was received from Columbia University (48), University of Chicago (46), University of Michigan (35), Harvard University (34), University of North Carolina (26), University of Wisconsin (26), University of Pennsylvania (20), and the University of Washington (16). Only three institutions were reported as having conferred twenty or more degrees on the master's level: University of



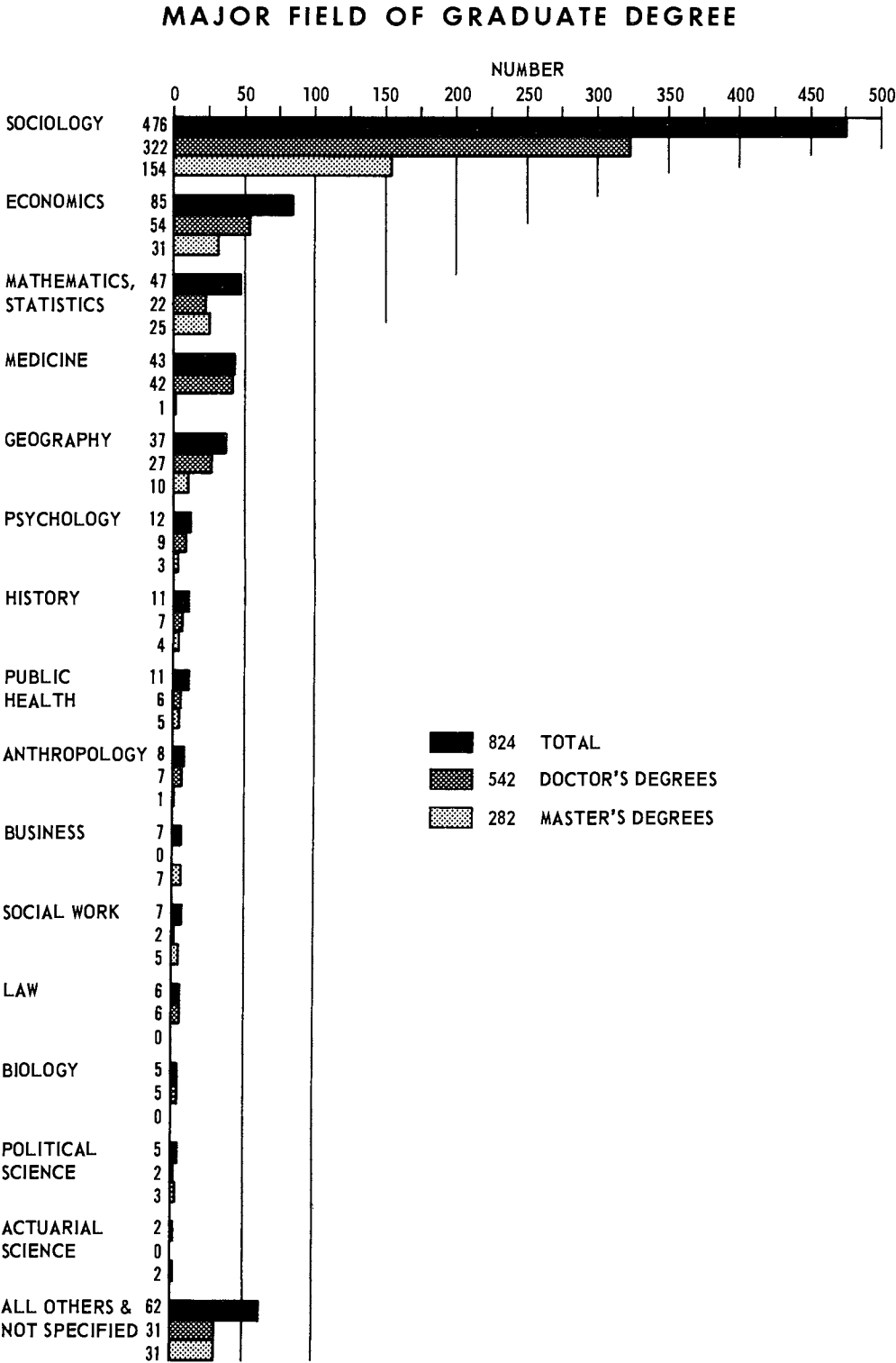


Figure 3

UNIVERSITY GRANTING GRADUATE DEGREE

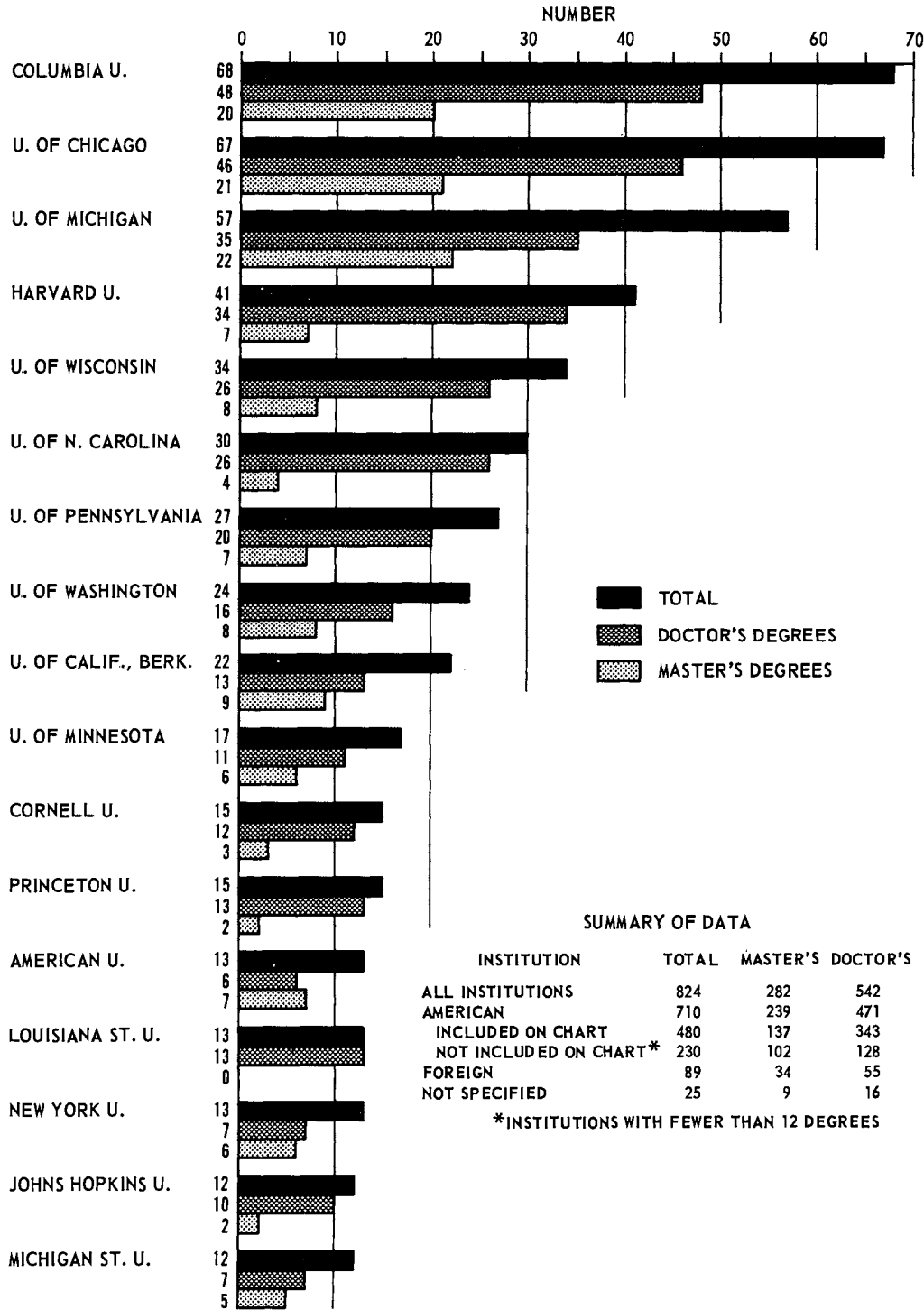


Figure 4

Michigan (22), University of Chicago (21), and Columbia University (20). The largest single representation of bachelor's degrees came from the University of Chicago (10).

Year Highest Degree was Received. Figure 5 presents in some detail the distribution of graduate degrees according to year received. Only 39 of the master's and doctor's degrees were received prior to 1930. During the 1930-1939 decade, a total of 86 master's and doctor's degrees were received; between 1940 and 1949, 137; between 1950 and 1959, 273; and between 1960 and 1965, 260.

### YEAR GRADUATE DEGREE RECEIVED

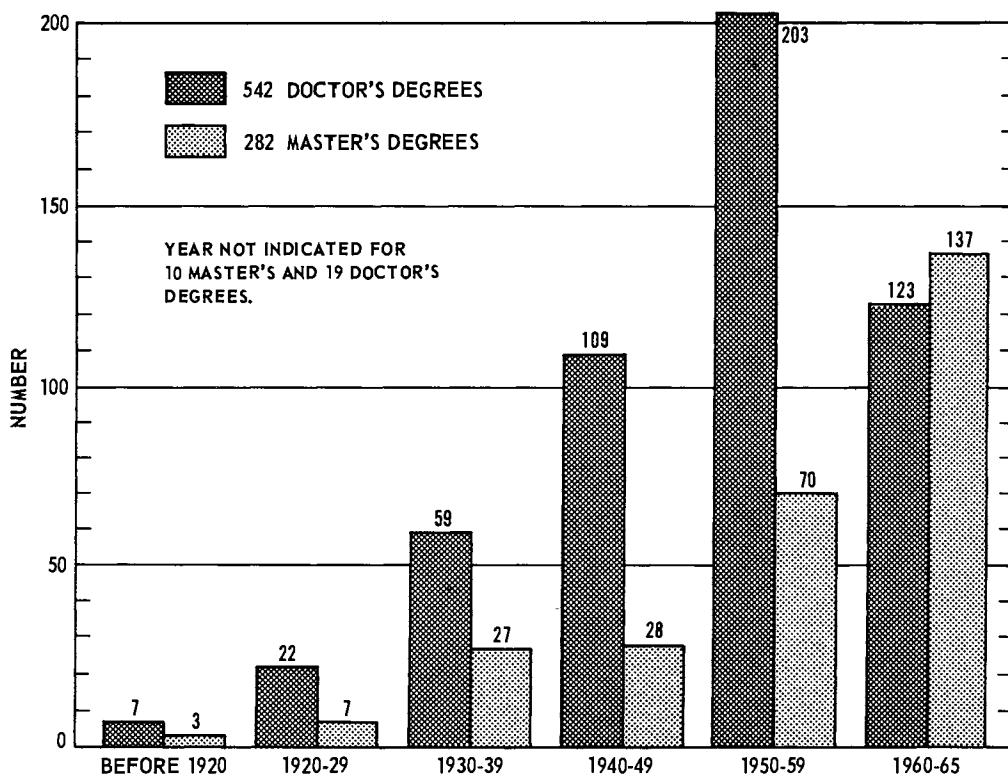


Figure 5

Frequencies of Languages other than English Read and/or Spoken. The responses to the question relating to languages other than English that are read and/or spoken are summarized in Figure 6. The number of times that various foreign languages were indicated as read and/or spoken totaled 1,257. French ranked first with a frequency of 396, or 31.5 per cent of the total, followed by Spanish with 266, or 21.2 per cent, and German with 227, or 18.1 per cent. These three languages comprised 70.8 per cent of the total. Italian is in fourth place with 48, or 3.8 per cent; Russian fifth with 35, or 2.8 per cent, and Japanese and Portuguese sixth, each with 27, or 2.1 per cent.

## FOREIGN LANGUAGES READ AND/OR SPOKEN

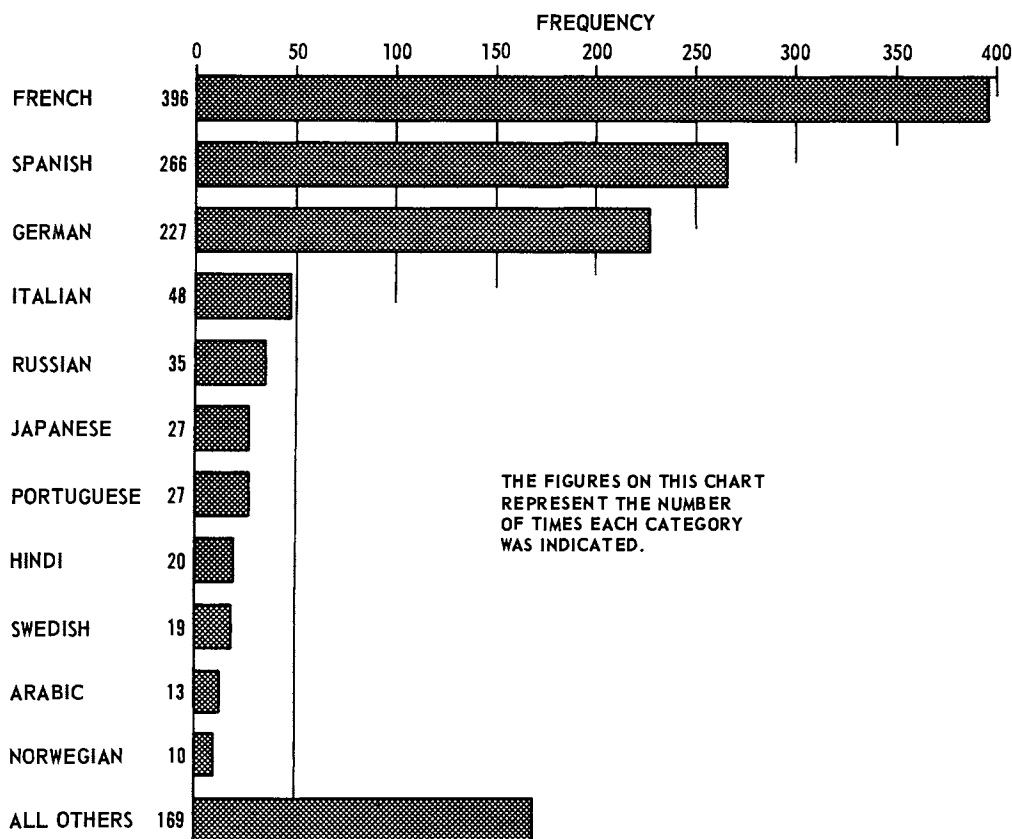


Figure 6

Special Fields of Interest of PAA Members. Figure 7 shows the distribution of principal interests of PAA members. Each member was asked to indicate no more than two fields when answering this question. The most frequently selected fields of interest are: general demography (363), fertility (225), ecology (190), economic development (179), migration (160), public health (145), population policy (131), and labor force (102). All other selected fields varied between frequencies of 97 (marriage and family) and 3 (eugenics and genetics).

Excluding the two largest selections, general demography and fertility, female members show a greater interest in public health and population policy, while male members are more interested in ecology and economic development.

Distribution of Membership by Types of Employing Organizations. Approximately 62.0 per cent of the members from whom reports were received are connected with a university or college. Of these 637 members, 464 are faculty or staff and 173 are students. The next largest concentration of members (205) is connected with a governmental agency,

FIELDS OF INTEREST IN DEMOGRAPHY\*

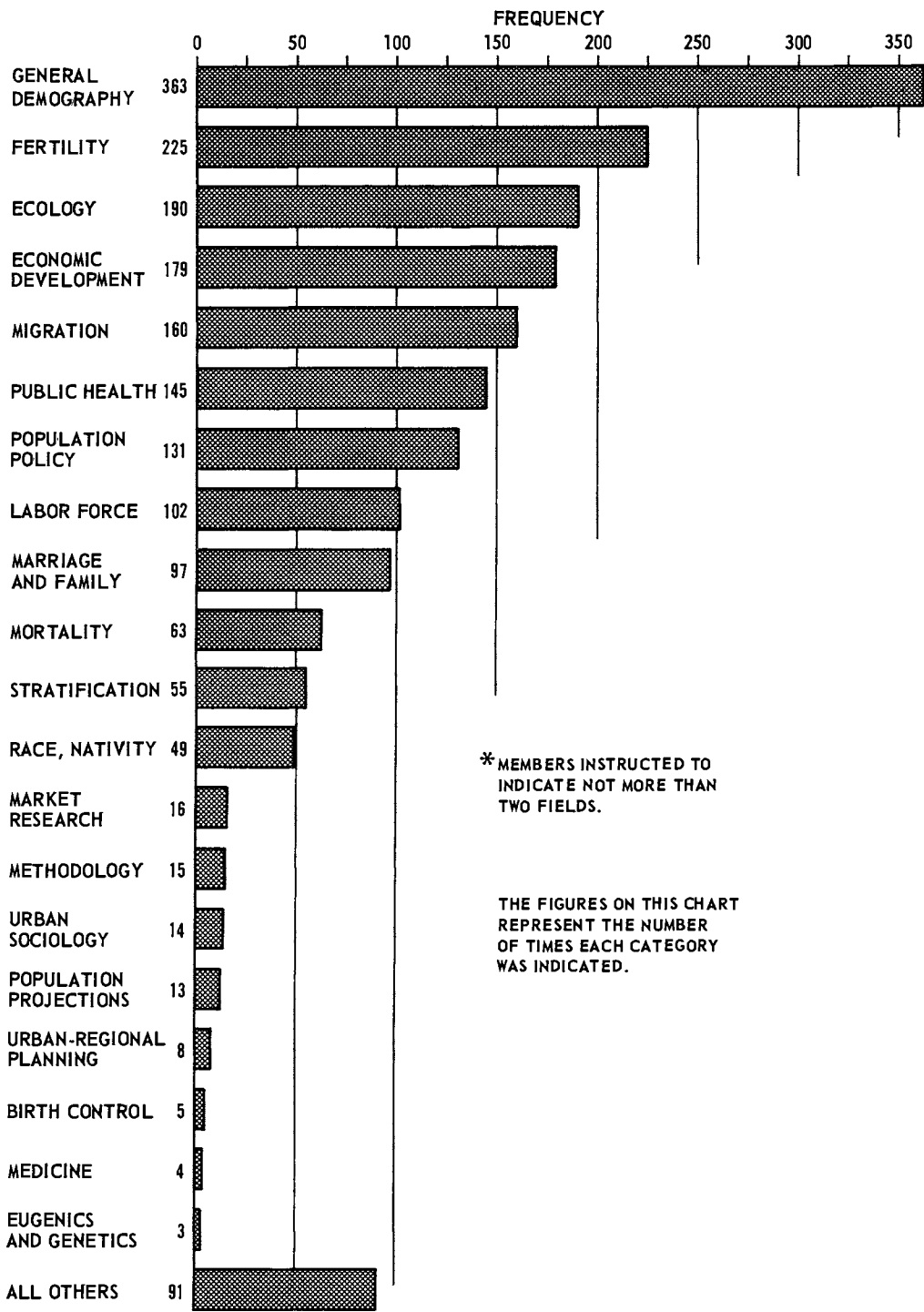


Figure 7

with Federal agencies comprising 14.0 per cent of the total membership. Private business organizations account for 58, or 5.7 per cent, of the members. All other types of agencies, as indicated in Figure 8, show relatively small representations.

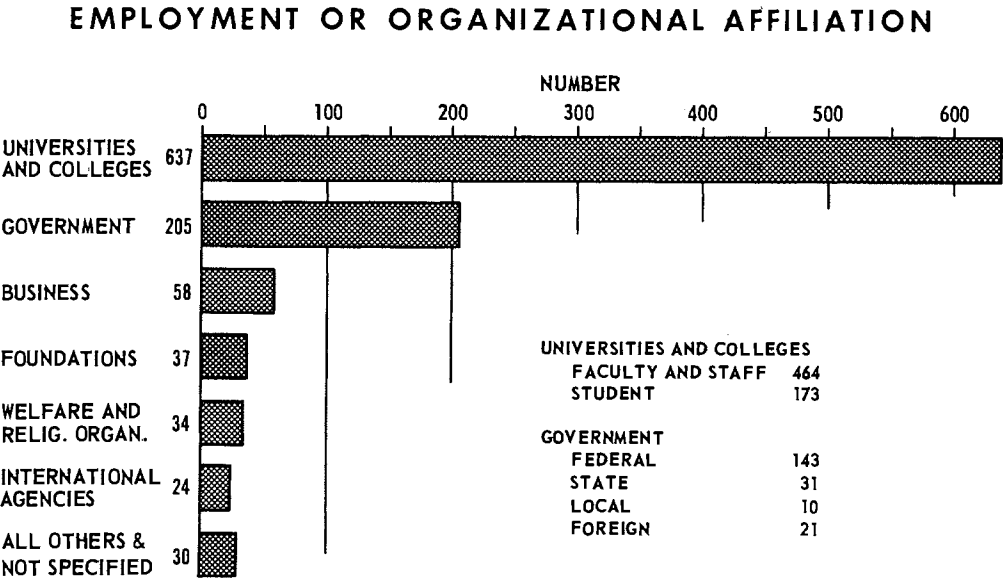


Figure 8

**Professional Self-Identification of PAA Members.** Professional self-identification of PAA members also confirms the importance of sociology in contemporary American demography. In response to the question, "Which one of the following best describes you?" 372, or 43.2 per cent of the males, and 59, or 36.0 per cent of the females, indicated "sociologist" (Figure 9). The next most frequently chosen professional identity is "demographer" with 153, or 17.8 per cent of the males, and 31, or 18.9 per cent of the females. Other identities for males in rank order are "economist" (74 or 8.6 per cent), "statistician" (63 or 7.3 per cent), and "geographer" (41 or 4.8 per cent). Female selections are similar to those of males—"statistician" (16 or 9.8 per cent), "economist" (13 or 7.9 per cent), and "biostatistician" (10 or 6.1 per cent).

**Membership in Other Professional Societies.** Membership in professional societies is another indicator of the interest and orientation of PAA members. Only 12.1 per cent of the PAA membership indicate they have no affiliations with other professional societies. There are 34.7 per cent who belong to one other society, 23.2 per cent are affiliated with two, 16.7 per cent with three, and the remaining 13.3 per cent hold memberships in four or more professional organizations. Of the 1,025 respondents, a total of 1,892 association affiliations were listed.

Figure 10 shows that the American Sociological Association and the American Statistical Association have, by far, the largest representations of PAA members, 538 and 301, respectively. In addition to 538

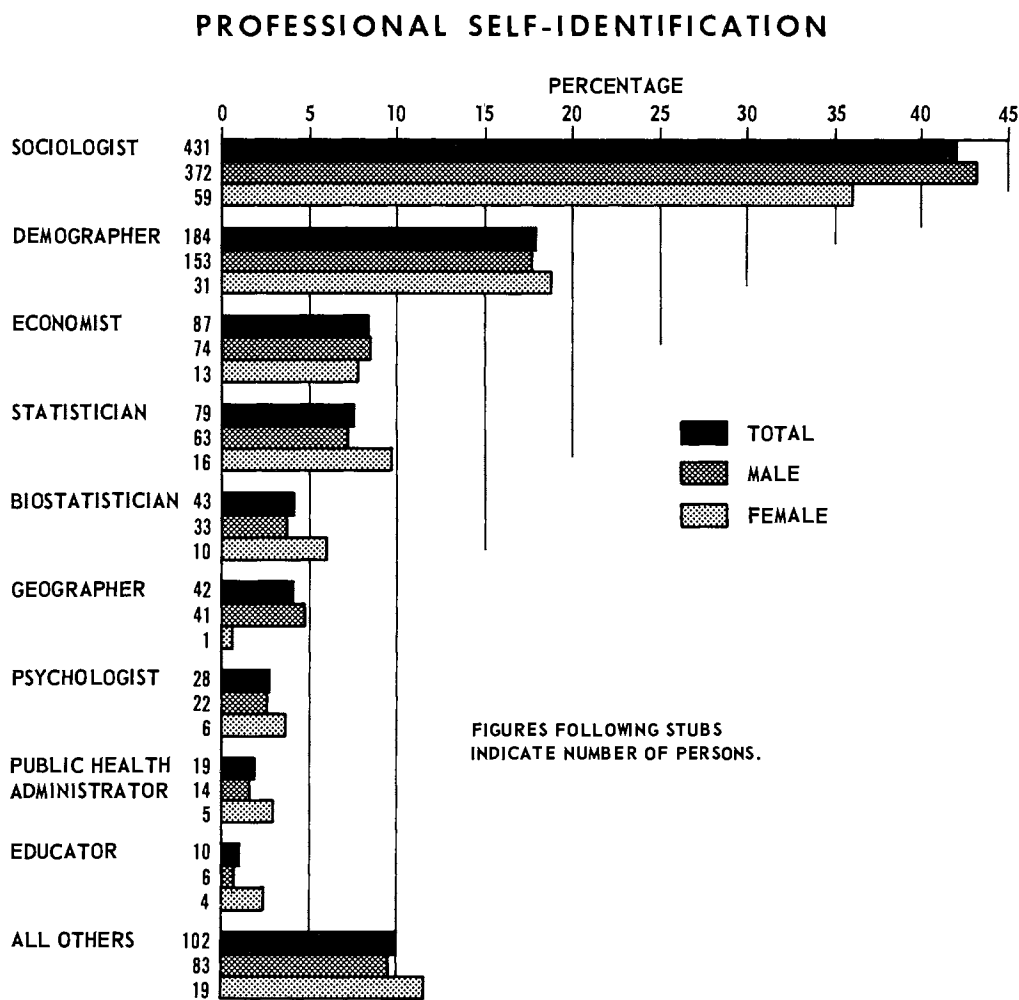


Figure 9

indicating membership in the American Sociological Association, there were 57 affiliations with Regional Sociological Associations; 53 with the Rural Sociological Society; 17 with the Society for the Study of Social Problems; and 11 with the American Catholic Sociological Society.

### Contemporary American Demography

Although the lineage of demography is an old and honorable one, dating back to 1662, when John Graunt published his Natural and Political Observations . . . Made upon the Bills of Mortality, it is only in comparatively recent years that demography has enjoyed a growing and widespread prestige. The term “demography,” which was first used in 1855 by Achille Guillard in the title of his book, Eléments de statistique humaine, ou démographie comparée, has crept into the vocabulary of the

MEMBERSHIP IN OTHER PROFESSIONAL ASSOCIATIONS

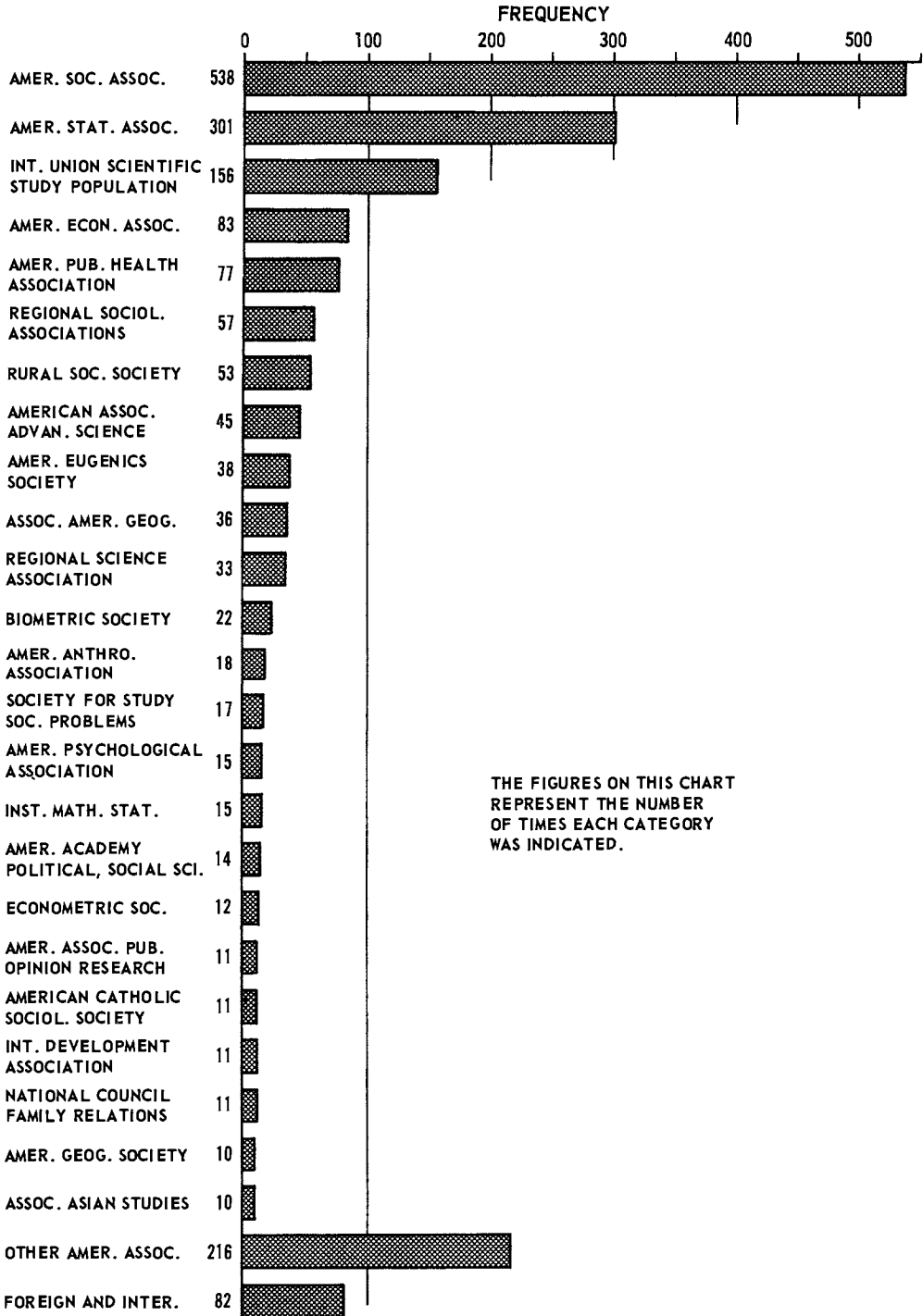


Figure 10



literate public. Before World War II, the word demography was rarely used in this country.

When the monumental report of the 1920 Census Committee of New York City, prepared under the executive direction of Walter Laidlaw, the "father" of census tracts, was reviewed in the New York Times Magazine (April 1, 1923), it appeared under the striking title, "New York's Doomsday Book or Demonography." As Dr. Arthur Swift points out, "evidently the printer's devil knew about demons but had never heard of demography!"<sup>/6</sup>

In attempting to account for the growing repute and status of demography, three factors are readily recognizable: (1) the world situation with all the serious consequences of a burgeoning population, (2) the general and ever-increasing acceptance of the social sciences, and (3) the development and accomplishments of demography itself. Public leaders throughout the world are fully aware of the importance, magnitude, and urgency of "the multiplying problems of our multiplying population." In his brief message to the World Population Conference last summer, President Johnson stated that: "Second only to the search for peace, it is humanity's greatest challenge."

In this connection, it is interesting to contrast the present crisis of an "exploding" population with that of a declining population during the depression of the 1930's. At that time, demographic research reflected a preoccupation with problems of a depression period, and actionists were promoting pronatalist legislation.

Not only political leaders, but leaders in business, industry, education, and other fields have turned increasingly to the demographer for assistance. To the extent that demography can provide answers to pressing problems, the greater will be its prestige. There seems to be a clear correspondence between the utility or serviceability of a science and the esteem accorded to it.

Field of Demography. The interdisciplinary character of demography has long been recognized. Contributions to demography have come from genetics, psychology, anthropology, history, economics, geography, medicine, public health, mathematics, ecology, political science, and sociology, as well as other fields. Contemporary demography is not represented by a single theoretical system with a coherent frame of reference, and as far as its methodology and theory are concerned, it has borrowed extensively from other sciences. Historically, demography has been deeply rooted in the social sciences. During the nineteenth century, the economist assumed a dominant role in its development. Today, in the United States, the sociologist tends to dominate the field. It is not an uncommon belief that demography is a part of sociology. This conception is purely traditional, accidental, arbitrary, and without logical basis.<sup>/7</sup>

There are those who feel that demography can never develop into a full-fledged science because of its diffuseness and broad interdisciplinary character. It is argued that it lacks the fundamental unitary quality of other sciences. As far as other social sciences are concerned, this argument possesses little validity. If it were true, all would be threatened with extinction since to a greater or less degree they are just as ill-defined and heterogeneous as demography. Certainly, boundaries among sciences are not inviolable. At this stage, it would be illogical

and unrealistic to attempt to set boundaries for demography. As demography matures, its boundaries will become more evident. There is no question that demography is a distinct and autonomous discipline with its characteristic subject matter, data, problems, methodology, theory, and general point of view.

Theory and Demography. The demographer has been frequently accused of being so preoccupied with gathering and analyzing data that he has neglected the development of theory. In his presidential address several years ago,<sup>/8</sup> Vance stated that "the theoretical orientation of demography still appears to be its weakest spot, largely because the goal of analyses often appears to be solely descriptive." Not all demographers, of course, agree with Vance. Indeed it has been said that,

demography has been so rich in theoretical activity that the problem for most demographers has not been to find useful theories but rather to discover some simple and convenient way of classifying the theoretical resources of the field.<sup>/9</sup>

Such sharply divergent points of view seem to reflect considerable misunderstanding concerning the meaning of demographic theory, as well as the role of theory in scientific research. As long as the confusing and elusive connotations of "demographic theory" prevail, obscurities and controversies are inevitable. Traditionally, "demographic theory" has been identified with the conjectures and nebulous generalizations and ideologies of social philosophers and pioneer demographers. The term also has been variously applied to problems of (a) methodology, (b) concepts and conceptual analysis, (c) general demographic orientations, (d) empirical generalizations, and (e) systematic "scientific" theory.

The importance of theory in the development of a science cannot be overemphasized. The maturity of a science can be judged by the state of its systematic theory. The backbone of any well developed science consists of a coherent and logically interdependent body of significant, verifiable, consistent generalizations, commonly referred to as principles or laws.

Historically, demography, like most social sciences, has been encumbered with grandiose speculations and ideological systems. These formulations represent heroic efforts to create basic explanatory principles, either on a a priori basis, or by inept attempts at systematizing and synthesizing diverse kinds of knowledge. For the most part, they are barren, useless, unproved, and unprovable speculations, and of little value or consequence as far as modern demography is concerned.

The Malthusian essay is undoubtedly the best known example of the type of theory to which I refer. It was a polemical political tract that engendered an inordinate amount of controversy. It was not the result of empirical research, nor did it represent sound scholarship. As Lorimer points out,

The exposition by Malthus did not induce any immediate bursts of enthusiasm for systematic investigations. On the contrary, there is considerable evidence to the effect that the Malthusian controversy tended to inhibit the progress of demography as a science—especially in England.<sup>/10</sup>

The era of theoretical system building with its grandiose schematizations and fanciful, pedantic speculations, has long since passed. Realistically, for the present and near future, reliance should be placed on more modest and meaningful formulations, referred to by Merton as "theories of middle-range." Sound theory must be buttressed by pertinent facts, and must be amenable to empirical testing. "There is one thing that is worse than ignorance, and that is to know a lot of things that aren't so." In scientific inquiry the empirical and the theoretical are complementary and interrelated. In fact, they are inseparable. When a division between theory and empiricism occurs, as it did in ancient Greece and elsewhere, the development of science is stifled.

Those who admonish the demographer to devote greater effort to the formulation and testing of theories, must not overlook the fact that scientific development is a slow and arduous process, going forward by small increments. The testing and retesting of relatively simple hypotheses, their modification and further testing and elaboration, and the synthesis and systematization of verified principles are indispensable steps in the development of a reliable theoretical system. Scientific theories are neither sacrosanct nor immutable. During the past century, virtually all of the scientific theories in the physical and biological sciences have undergone change. In the ongoing development of any science, theories may be redefined, modified, clarified, or discarded. It will take decades, possibly generations, for demography to achieve the status of a "mature science." But this is not to say that eventual maturity is a vain hope or a utopian goal.

Basic and Applied Science. If, at the present time, the role of theory in the development of demography seems unclear, so is the relationship and significance of basic and applied research. Scientists and philosophers have attempted to differentiate basic and applied research in terms of such criteria as: first, the manner in which the research problem is selected; second, the auspices under which the research is conducted; third, immediate versus long-run objectives of the research; and fourth, the degree of freedom under which the investigator works. However, the resultant definitions of basic and applied research are not entirely free of ambiguity and contradiction.<sup>/11</sup> According to the first criterion, basic research implies that a research problem is selected because of its imminent and significant contribution to science itself, whereas in applied research, the problem is frequently delineated by a client with a "practical" problem to solve. According to the second criterion, basic research is usually conducted under the auspices of an organization whose primary function is research for the enrichment of knowledge, while in applied research, the organization's emphasis is on the practical application of the research. The third criterion implies that the major objective of basic research is the acquisition of knowledge; while in applied research, the purpose is the utility of knowledge in solving practical problems in making decisions. In this instance, the basic applied research dichotomy implies two fundamentally different orientations—theory versus action.<sup>/12</sup> According to the fourth criterion, in basic research the investigator is uncommitted and is not bound by external direction or influence to conform to a predetermined line of study. However, no matter whether the objective, auspices, or motivation is theoretical or practical, the requirements of sound research procedure are essentially the same.

The distinction between basic and applied research is not so crucial as is frequently maintained. Sometimes, attempts to label a project either basic research or applied research may be a mere semantic exercise. The most important and permanent consideration is the end result of a research project in terms of its significance as a contribution to scientific knowledge. Moreover, applied research may stimulate the improvement of known tools and techniques and the discovery of better ones, as well as provide data and ideas which may strengthen and facilitate the process of generalization.<sup>/13</sup> The only time applied research could be a danger is when the preoccupation with practical programs becomes so dominant that basic research is neglected, and scientific talent is monopolized by such efforts.

Demography and Policy. Demographic research—both basic and applied—can be used and, of course, is used in the formulation and implementation of policy. But neither the formulation of policy nor its implementation is research. The actual formulation of policy and its implementation are forms of social engineering.<sup>/14</sup> Unless the policy-maker is guided by scientific knowledge, ignorance, guesswork, wishful thinking, rationalization, special interest, prejudice, and perhaps even confusion become the controlling forces. It becomes a case of the blind leading the blind. The resultant programs and objectives may turn out to be contradictory, costly, inadequate, impossible, or detrimental.<sup>/15</sup> (“Mankind has suffered far more from fools than from scoundrels.”)

There are many discussions concerning the relationship between science and policy, but no successful attempt has been made to develop a theoretical formulation of the science-policy relationship. Frequently, these discussions have been polemical and one-sided in nature. Either the close relationship between science and policy, or the opposite extreme of separateness and estrangement, is emphasized.<sup>/16</sup> Any theoretical systematization of the science-policy relationship would enumerate and compare (1) the characteristics and objectives of science, (2) the characteristics and objectives of policy-making, and (3) the reciprocal roles and relationships between the scientist and the policy-maker.

Since an entire session of tomorrow's program will be devoted to the relationship between demography and social policy, I will merely conclude with a reaffirmation of familiar but essential principles. The scientist like other citizens has more than one role, but unless he maintains a clear distinction among them, he betrays his major role. When he becomes an advocate of specific policies, expounds certain causes, or participates in politics or some other actionist program, it should be made clear to everyone that his role is that of a citizen and not that of a scientist.

Prospects and Trends of Demography. A discussion of this kind, particularly about the field of demography, would not be complete unless it included forecasts of future trends. What are the prospects for demography, and what changes will take place in the years ahead? In the light of recent history, expectations could not be anything but optimistic. This general assessment, however, does not justify complacency. Any advances that are made will depend ultimately on what we as demographers do. To be sure, external forces, including both the international and domestic scenes, will have their impact, perhaps both in a positive and negative way.

Without seeming too presumptuous, may I be more specific in my prognostications?

First, demography as a science will develop in the directions of greater rigor, scope, and complexity. New and more refined research techniques will make it possible to construct more powerful concepts and theories, which in turn will have a creative reaction on empirical developments.

Second, the future achievements and progress of demography as a science, will reflect better training of the younger generations of demographers, as well as the growing accumulation of demographic knowledge. Those of us included among the older generation of demographers are largely self-taught. Today, there are several institutions with experienced staffs, specialized curricula, and laboratory facilities providing outstanding training. As these research and training centers increase in number, an accelerated growth of well-trained demographers will take place. The consequences of a continuing development in the quantity and quality of demographers will inevitably have a favorable impact on the field. Our greatest need at the present time, and for many years into the future, is for well trained demographers. As far as research funds are concerned, "we never had it so good." The real need for money, as well as the most promising and productive form of investments, is in fellowship, scholarship, and other training opportunities.

Third, demography as a profession has shown unprecedented growth, both in numbers and in prestige. The membership of the PAA has more than doubled in a comparatively few years, and no doubt will continue to increase in size. The new journal, Demography, in addition to the thirty-two-year-old Population Index, and the increasingly active role of the demographer in science, government, and other areas, are also indicative of the growing professionalization of the discipline.

Fourth, from its inception, the founders of the PAA made it abundantly clear that the major objective of the new organization was the development of demography as a science and not as an activist or pressure group concerned with the promotion of "causes" and the dissemination of propaganda pertaining to controversial and "crackpot" issues. In spite of the fact that many demographic problems are controversial, the PAA has remained singularly clear of all such activities and there have been no significant internal or factional struggles that might have affected the strength and major objectives of the Association. This has been most fortunate, and I am confident that the future will not alter the basic objectives established by the founders of PAA.

Fifth, in the future, largely in response to external forces, both national and international, demographers will become increasingly involved in social policy. The world is faced with appalling dilemmas. The growing recognition of the relevance and utility of demographic knowledge, as well as its demonstrated success in resolving problems, will stimulate interest in policy-making and social engineering applications. The demographer should not be expected to perform miracles, nor must he be thought of as a purveyor of panaceas, but he cannot be indifferent to the needs and demands of the larger society. Demography has already demonstrated its usefulness in scores of ways. Its growing prestige and respect reflect to a considerable degree the knowledge and guidance which it is able to provide.

## FOOTNOTES

- 1/ Acknowledgment is made to William R. Catton for a careful reading of the manuscript and for offering valuable suggestions. Thanks also are due the following for statistical, editorial, drafting, and typing assistance: Gloria M. Austin, Rayma L. Birdsall, Jerry H. Durham, Vincent A. Miller, Donald S. Olofson, Shirlee A. Olofson, and F. Jean Watson.  
I am, of course, indebted to many sources for the ideas included in this paper. Some are cited in footnotes, but unfortunately over the years, in reading and in discussion, sources of ideas are sometimes forgotten.
- 2/ Clyde V. Kiser. "The Population Association Comes of Age." Eugenical News 38:107-111. Dec. 1953.
- 3/ The statistical data in this part of the paper were tabulated from a questionnaire designed and circulated by Dr. Paul C. Glick in preparing the 1965 PAA Directory of Members. This questionnaire was filled out between November 15, 1964 and July 1, 1965. It yielded 1,025 usable responses.
- 4/ The data on geographic distribution are based on the question, "mail address in Spring of 1965." Some members indicated business address, while others indicated residence address. As a consequence, the figures for the District of Columbia, Maryland, and Virginia are ambiguous. Because of the large number of Federal Government employees, the District of Columbia is over-represented and Maryland and Virginia under-represented, if residence is assumed to be the most logical and meaningful criterion of geographic distribution.
- 5/ "Profile—Educational Attainments of ASA Members, 1964." The American Statistician, Feb. 1966. Pp. 26-28.
- 6/ Arthur L. Swift, Jr. "Dr. Laidlaw's Vision." American Statistical Association, Golden Anniversary of Census Tracts, 1956. Washington, 1956. Pp. 3-9.
- 7/ Philip M. Hauser and Otis Dudley Duncan. The Study of Population. University of Chicago Press, 1959. Passim.
- 8/ Rupert B. Vance. "Is Theory for Demographers?" Social Forces 31:9-13. Oct. 1952.
- 9/ Robert Gutman. "In Defense of Population Theory." American Sociological Review 25:325-333. June 1960.
- 10/ Frank Lorimer. "The Development of Demography." Chap. 6 in Philip M. Hauser and Otis Dudley Duncan. Op. cit., p. 141.
- 11/ Charles V. Kidd. "Basic Research—Description versus Definition." Science 129:368-371. 1959.
- 12/ Philip M. Hauser. "Social Science and Social Engineering." Philosophy of Science 16:209. July 1949.
- 13/ Robert K. Merton and Paul F. Lazarsfeld. Continuities in Social Research. New York, Harper, 1950. Pp. 198-199.
- 14/ Philip M. Hauser. Op. cit.
- 15/ Read Bain. "Natural Science and Value-Policy." Philosophy of Science 16:182-192. July 1949.
- 16/ Ernest Greenwood. "Social Science and Social Work: A Theory of Their Relationship." Social Service Review 29:20-23. March 1955.